



WCL/SEC/2012

October 10, 2012

To,

| | |
|---|--|
| Bombay Stock Exchange Ltd. (Scrip Code-532144) Department of Listing, P. J. Towers, Dalal Street, Mumbai - 400 001. | National Stock Exchange of India Ltd. (Symbol: WELCORP, Series EQ) Exchange Plaza, Bandra-Kurla Complex, Bandra (E), Mumbai - 400 051. |
|---|--|

Dear Sir/Madam,

Sub: Shareholding Pattern for QE 30.09.2012 pursuant to Clause 35 of the listing agreement

Please find enclosed herewith the Shareholding Pattern, in the amended format prescribed under Clause 35 of the Listing Agreement, for the quarter ended September 30, 2012.

Kindly acknowledge receipt of the same and take the document on record.

Thanking you.

Yours faithfully,
For **Welspun Corp Limited**


Pradeep Joshi
Asst. Company Secretary

Encl: As above

Corporate Office
Welspun House, 5th floor
Kamala City,
Senapati Bapat Marg,
Lower Parel (West),
Mumbai - 400013

Tel: +91 22 66136000
Fax: +91 22 24908020
www.welspuncorp.com

Name of the Company : WELSPUN CORP LIMITED

Script Code :- NSE: WELCORP

BSE: 532144

Name of the Scrip Welspun Corp Limited

Class of Security Equity

Quarter Ended :


30/09/2012

| PARTLY PAID SHARE | | | | No. of Partly paid-up Shares | As a % of total No. of Partly paid-up Shares | As a % of total No. of Shares of the Company | | |
|--|--|------------------------|------------------------|--|--|---|--|-------------------|
| Held by Promoter/ Promoter Group | | | | - | - | - | | |
| Held by public | | | | - | - | - | | |
| Total | | | | - | - | - | | |
| OUTSTANDING CONVERTIBLE SECURITIES (Foreign Currency Convertible Bonds) and (Compulsorily Convertible Debenture) | | | | No. of Outstanding Securities | As a % of total No. of Outstanding Convertible Securities | As a % of total No. of Shares of the Company assuming full conversion of the Convertible Securities | | |
| Held by Promoter/ Promoter Group | | | | - | - | - | | |
| Held by public | | | | 59,048,889 | 100.00 | 20.59 | | |
| Total | | | | 59,048,889 | 100.00 | 20.59 | | |
| WARRANTS | | | | No. of Warrants | As a % of total No. of Warrants | As a % of total No. of Shares of the Company assuming full conversion of Warrants | | |
| Held by Promoter/ Promoter Group | | | | - | - | - | | |
| Held by public | | | | - | - | - | | |
| Total | | | | - | - | - | | |
| Total Paid-Up capital of the Company, assuming full conversion of Warrants and Convertible Securities | | | | | | 266,829,924 | | |
| Sr. No. | Category of Shareholder | Number of Shareholders | Total number of shares | Number of shares held in dematerialized form | Total shareholding as a percentage of total number of shares | | Shares pledged or otherwise encumbered | |
| | | | | | As a % of (A+B) ¹ | As a % of (A+B+C) | No. of shares | As a % |
| I | II | III | IV | V | VI | VII | VIII | (IX=V111/IV)* 100 |
| (A) | Shareholding of Promoter and Promoter Group ² | | | | | | | |
| 1 | Indian | | | | | | | |
| (a) | Individuals/ Hindu Undivided Family | 3 | 342 | 342 | 0.00 | 0.00 | - | - |
| (b) | Central Government/ State Government(s) | - | - | - | - | - | - | - |
| (c) | Bodies Corporate | 9 | 71,903,616 | 71,903,616 | 35.12 | 31.57 | 40,550,000 | 56.39 |
| (d) | Financial Institutions/ Banks | - | - | - | - | - | - | - |
| (e) | Any Others(Specify) | - | - | - | - | - | - | - |
| (e-i) | | - | - | - | - | - | - | - |
| | Sub Total(A)(1) | 12 | 71,903,958 | 71,903,958 | 35.12 | 31.57 | 40,550,000 | 56.39 |
| 2 | Foreign | | | | | | | |
| a | Individuals (Non-Residents Individuals/Foreign | - | - | - | - | - | - | - |
| b | Bodies Corporate | 2 | 14,565,523 | 14,565,523 | 7.11 | 6.39 | - | - |
| c | Institutions | - | - | - | - | - | - | - |
| d | Qualified Foreign Investor | - | - | - | - | - | - | - |
| e | Any Others(Specify) | - | - | - | - | - | - | - |
| e-i | | - | - | - | - | - | - | - |
| | Sub Total(A)(2) | 2 | 14,565,523 | 14,565,523 | 7.11 | 6.39 | - | - |
| | Total Shareholding of Promoter and Promoter Group (A)= (A)(1)+(A)(2) | 14 | 86,469,481 | 86,469,481 | 42.23 | 37.96 | 40,550,000 | 46.90 |
| (B) | Public shareholding | | | | | | | |
| 1 | Institutions | | | | | | | |
| (a) | Mutual Funds/ UTI | 4 | 584,200 | 584,200 | 0.29 | 0.26 | - | - |
| (b) | Financial Institutions / Banks | 16 | 22,425,207 | 22,425,207 | 10.95 | 9.85 | - | - |
| (c) | Central Government/ State Government(s) | - | - | - | - | - | - | - |
| (d) | Venture Capital Funds | - | - | - | - | - | - | - |
| (e) | Insurance Companies | 1 | 270,000 | 270,000 | 0.13 | 0.12 | - | - |
| (f) | Foreign Institutional Investors | 104 | 49,858,251 | 49,858,251 | 24.35 | 21.89 | - | - |
| (g) | Foreign Venture Capital Investors | - | - | - | - | - | - | - |
| (h) | Qualified Foreign Investor | - | - | - | - | - | - | - |
| (i) | Any Other (specify) | - | - | - | - | - | - | - |
| | Sub-Total (B)(1) | 125 | 73,137,658 | 73,137,658 | 35.72 | 32.11 | - | - |
| B 2 | Non-institutions | | | | | | | |
| (a) | Bodies Corporate | 1,176 | 14,449,251 | 14,439,946 | 7.06 | 6.34 | - | - |
| (b) | Individuals | | | | | | | |
| i | Individual shareholders holding nominal share capital up to Rs 1 lakh | 72,930 | 15,288,413 | 14,877,488 | 7.47 | 6.71 | - | - |
| ii | Individual shareholders holding nominal share capital in excess of Rs. 1 lakh. | 36 | 5,085,393 | 5,063,393 | 2.48 | 2.23 | - | - |
| (c) | Qualified Foreign Investor | - | - | - | - | - | - | - |
| (d) | Any Other (specify) | - | - | - | - | - | - | - |
| (d-i) | Overseas - Bodies Corporate | 1 | 7,503,832 | - | 3.66 | 3.29 | - | - |
| (d-ii) | Clearing member | 309 | 1,944,691 | 1,944,691 | 0.95 | 0.85 | - | - |
| (d-iii) | Non Resident Indians | 1,174 | 794,886 | 739,516 | 0.39 | 0.35 | - | - |
| (d-iv) | Hindu Undivided Family | 1 | 28,000 | 28,000 | 0.01 | 0.01 | - | - |
| (d-v) | Trust | 3 | 53,400 | 53,400 | 0.03 | 0.02 | - | - |
| (B) | Sub-Total (B)(2) | 75,632 | 45,147,896 | 37,146,434 | 22.05 | 19.82 | - | - |
| | Total Public Shareholding (B)= (B)(1)+(B)(2) | 75,757 | 118,285,554 | 110,284,092 | 57.77 | 51.93 | - | - |
| | TOTAL (A)+(B) | 75,771 | 204,755,035 | 196,753,573 | 100.00 | 89.89 | 40,550,000 | 19.80 |
| (C) | Shares held by Custodians and against which Depository Receipts have been issued | | | | | | | |
| (1) | Promoter and Promoter Group | - | - | - | - | - | - | - |
| (2) | Public | 1 | 23,026,000 | 23,026,000 | - | - | - | - |
| | GRAND TOTAL (A)+(B)+(C) | 75,772 | 227,781,035 | 219,779,573 | - | 100.00 | 40,550,000 | 17.80 |




| Sr.No | Notes |
|-------|-------------|
| 1 | |
| 2 | |
| 3 | |
| 4 | |
| 5 | |
| 6 | |
| 7 | |
| 8 | |
| 9 | |

NIL



(1)(b) Statement showing holding of securities (including shares, warrants, convertible securities) of persons belonging to the category "Promoter and Promoter Group"

| Sr. No. | Name of the shareholder | Details of Shares Held | | Shares pledged or otherwise encumbered | Details of Warrants | | Details of Convertible Securities | Total shares (including underlying full and convertible securities) as a % of diluted share capital | | | |
|------------------|--|------------------------|-----------------------------------|--|-------------------------|--|-----------------------------------|---|---------------------------------------|--|--------------|
| | | Number of shares held | As a % of Grand Total (A)+(B)+(C) | | Number of Warrants Held | As a % of total Warrants of the same class | | | Number of convertible Securities held | As a % of total convertible securities of the same class | |
| I | II | III | IV | V | VI=(V/III)* 100 | VII | VIII | IX | X | XI | XII |
| | INDIAN PROMOTERS | | | | | | | | | | |
| 1 | B.K.GOENKA | 140 | 0.00 | - | - | - | - | - | - | - | 0.00 |
| 2 | R.R.MANDAWEWALA | 200 | 0.00 | - | - | - | - | - | - | - | 0.00 |
| 3 | DIPALI GOENKA | 2 | 0.00 | - | - | - | - | - | - | - | 0.00 |
| 4 | B.K.Goenka TRUSTEE B.K.Goenka Family Trust | 5 | 0.00 | - | - | - | - | - | - | - | 0.00 |
| 5 | WELSPUN WINTEX LTD | 13,336,576 | 5.85 | - | - | - | - | - | - | - | 4.65 |
| 6 | WELSPUN MERCANTILE LTD. | 12,477,701 | 5.48 | - | - | - | - | - | - | - | 4.35 |
| 7 | WELSPUN FINTRADE PRIVATE LIMITED | 15,148,340 | 6.65 | 13,642,308 | 90.06 | 5.99 | - | - | - | - | 5.28 |
| 8 | KRISHRAJ TRADING LTD. | 26,907,692 | 11.81 | 26,907,692 | 100.00 | 11.81 | - | - | - | - | 9.38 |
| 9 | Welspun Investments and Commercials Ltd. | 4,033,000 | 1.77 | - | - | - | - | - | - | - | 1.41 |
| 10 | METHODOICAL INVESTMENT AND TRADING COMPANY PRIVATE LIMITED | 2 | 0.00 | - | - | - | - | - | - | - | 0.00 |
| 11 | WELSPUN SYNTEX LTD | 100 | 0.00 | - | - | - | - | - | - | - | 0.00 |
| 12 | WELSPUN ZUCHHI TEXTILE LTD | 100 | 0.00 | - | - | - | - | - | - | - | 0.00 |
| 13 | WELSPUN STEEL LTD. | 100 | 0.00 | - | - | - | - | - | - | - | 0.00 |
| Sub Total | | 71,903,958 | 31.57 | 40,550,000 | 56.39 | 17.80 | | | | | 25.07 |
| | FOREIGN CO-PROMOTERS | | | | | | | | | | |
| 1 | Mulheim Pipecoatings GmbH (Formerly Eupec Pipe Coating GmbH) | 8,265,523 | 3.63 | - | - | - | - | - | - | - | 2.88 |
| 2 | Intech Metals S. A. | 6,300,000 | 2.77 | - | - | - | - | - | - | - | 2.20 |
| Sub Total | | 14,565,523 | 6.39 | | | | | | | | 5.08 |
| Total | | 86,469,481 | 37.96 | 40,550,000 | 46.90 | 17.80 | | 0.00 | | | 30.15 |




(D)(c) (i) Statement showing holding of securities (including shares, warrants, convertible securities) of persons belonging to the category "Public" and holding more than 1% of the total number of shares of the Company

| Sr. No. | Name of the shareholder | Number of shares held | Shares as a % of total number of shares (i.e., Grand Total (A)+(B)+(C) indicated in Statement at para (D)(e) above) | Details of Warrants | | Details of Convertible Securities | | Total shares (including underlying shares assuming full conversion of warrants and convertible securities) as a % of diluted share capital |
|---------|---|-----------------------|---|-------------------------|--|---------------------------------------|--|--|
| | | | | Number of Warrants held | As a % of total number of Warrants of the same class | Number of convertible Securities held | As a % of total number of convertible securities of the same class | |
| I | II | III | IV | V | VI | VII | VIII | IX |
| 1 | J.P. Morgan Chase Bank, NA ADR Account (Custodian and against which Depository Receipts have been issued) | 23,026,000 | 10.11 | - | - | - | - | 8.03 |
| 2 | Life Insurance Corporation of India Ltd. & its Schemes | 19,277,980 | 8.46 | - | - | - | - | 6.72 |
| 3 | Genesis Indian Investment Company Limited - General Sub Fund | 6,756,368 | 2.97 | - | - | - | - | 2.36 |
| 4 | Sinha Asia Ltd. | 7,503,832 | 3.29 | - | - | - | - | 2.62 |
| 5 | MENTOR CAPITAL LIMITED | 6,060,897 | 2.66 | - | - | - | - | 2.11 |
| 6 | GMO EMERGING MARKETS FUND | 4,128,758 | 1.81 | - | - | - | - | 1.41 |
| 7 | MACQUAIE BANK LTD | 3,238,000 | 1.42 | - | - | - | - | 1.13 |
| 8 | The Royal Bank of Scotland n.v. (London) Branch | 2,988,000 | 1.31 | - | - | - | - | 1.04 |
| 9 | CREDIT SUISSE (SINGAPORE) LIMITED | 2,805,663 | 1.23 | - | - | - | - | 0.98 |
| 10 | Grange Limited | - | 0.00 | - | - | - | - | 12.22 |
| 11 | Holders of Foreign Currency Convertible Bonds | - | 0.00 | - | - | 35,036,889 | 59.34 | 40.66 |
| | TOTAL | 75,765,498 | 33.27 | - | 0.00 | 24,010,000 | 47.91 | 8.37 |


1 Number of CCD convertible in to 35,036,889 equity shares

@ 1500 Foreign Currency Convertible Debentures convertible in to 24,010,000 equity shares




(I)(c) (ii) Statement showing holding of securities (including shares, warrants, convertible securities) of persons (together with PAC) belonging to the category "Public" and holding more than 5% of the total number of shares of the Company

| Sr. No. | Name(s) of the shareholder(s) and the Persons Acting in Concert (PAC) with them | Number of shares held | Shares as a % of total number of shares (i.e., Grand Total (A)+(B)+(C) indicated in Statement at para (I)(a) above) | Details of Warrants | | | Details of Convertible Securities | | Total shares (including underlying shares assuming full conversion of warrants and convertible securities) as a % of diluted share capital |
|---------|--|-----------------------|---|-------------------------|--|---------------------------------------|--|--------------|--|
| | | | | Number of Warrants Held | As a % of total Warrants of the same class | Number of convertible Securities held | As a % of total convertible securities of the same class | | |
| I | II | III | IV | V | VI | VII | VIII | IX | |
| 1 | Granele Limited | - | - | - | - | 35,038,889 | 59.34 | 12.22 | |
| 2 | J P Morgan Chase Bank, NA ADR Account (Custodian and against which Depository Receipts have been issued) | 23,026,000 | 10.11 | - | - | - | - | 8.03 | |
| 3 | Life Insurance Corporation of India Ltd. & its Schemes | 19,277,980 | 8.46 | - | - | - | - | 6.72 | |
| | TOTAL | 42,303,980 | 18.57 | - | - | 35,038,889 | 59.34 | 26.96 | |




(I)(d) Statement showing details of locked-in shares

| Sr. No. | Name of the shareholder | Category of Shareholders (Promoters/ Public) | No. of Shares | Locked-in shares as a % of total number of shares (i.e., Grand Total (A)+(B)+(C) indicated in Statement at para (I)(a) above) |
|---------|-------------------------|---|---------------|---|
| 1 | | | | 0.00 |
| | TOTAL | | - | 0.00 |




(II)(a) Statement showing details of Depository Receipts (DRs)

| Sr. No. | Type of outstanding DR (ADRs, GDRs, SDRs, etc.) | Number of outstanding DRs | Number of shares underlying outstanding DRs | Shares underlying outstanding DRs as a % of total number of shares [i.e., Grand Total (A)+(B)+(C) indicated in Statement at para (I)(a) above] |
|---------|---|---------------------------|---|--|
| 1 | Global Depository Receipts | 23,026 | 23,026,000 | 10.11 |
| 2 | | - | - | - |
| | TOTAL | 23,026 | 23,026,000 | 10.11 |



(II)(b) Statement showing Holding of Depository Receipts (DRs), where underlying Shares held by Promoter/Promoter Group are in excess of 1% of the total number of shares

| Sr. No. | Name of the DR Holder | Type of outstanding DR (ADRs, GDRs, SDRs, etc.) | Number of shares underlying outstanding DRs | Shares underlying outstanding DRs as a percentage of total number of shares [i.e., Grand Total (A)+(B)+(C) indicated in Statement at para (I)(a) above] |
|--------------|-----------------------|---|---|---|
| 1 | | | - | - |
| 2 | | | - | - |
| TOTAL | | | - | - |



(III) (a) Statement showing the voting pattern of shareholders, if more than one class of shares/securities is issued by the issuer.

(Give description of voting rights for each class of security.

Class X: Equity Shares of Rs. 5 each fully paid-up ranking pari-passu in all respect

Class Y:

Class Z:)

| Category Code | Category of Shareholder | Number of Voting Rights held in each class of securities | | | Total Voting Rights (III + IV + V) | Total Voting Rights i.e. (VI) | |
|---------------|--|--|---------|---------|---------------------------------------|-------------------------------|-----------------------|
| | | Class X | Class Y | Class Z | | As a % of (A + B) | As a % of (A + B + C) |
| (I) | (II) | (III) | (IV) | (V) | (VI) | (VII) | (VIII) |
| (A) | Promoter and Promoter Group | | | | | | |
| (1) | Indian | | | | | | |
| (a) | Individuals/ Hindu Undivided Family | 342 | - | - | 342 | 0.00 | 0.00 |
| (b) | Central Government/ State Government(s) | - | - | - | - | - | - |
| (c) | Bodies Corporate | 71,903,616 | - | - | 71,903,616 | 35.12 | 31.57 |
| (d) | Financial Institutions/ Banks | - | - | - | - | - | - |
| (e) | Any Other (specify) | - | - | - | - | - | - |
| | Sub-Total (A)(1) | 71,903,958 | - | - | 71,903,958 | 35.12 | 31.57 |
| (2) | Foreign | | | | | | |
| (a) | Individuals (Non-Resident Individuals/ Foreign Individuals) | - | - | - | - | - | - |
| (b) | Bodies Corporate | 14,565,523 | - | - | 14,565,523 | 7.11 | 6.39 |
| (c) | Institutions | - | - | - | - | - | - |
| (d) | Qualified Foreign Investor | - | - | - | - | - | - |
| (e) | Any Other (specify) | - | - | - | - | - | - |
| | Sub-Total (A)(2) | 14,565,523 | - | - | 14,565,523 | 7.11 | 6.39 |
| | Total Shareholding of Promoter and Promoter Group (A)= (A)(1)+(A)(2) | 86,469,481 | - | - | 86,469,481 | 42.23 | 37.96 |
| (B) | Public shareholding | | | | | | |
| (1) | Institutions | | | | | | |
| (a) | Mutual Funds/UTI | 584,200 | - | - | 584,200 | 0.29 | 0.26 |
| (b) | Financial Institutions/ Banks | 22,425,207 | - | - | 22,425,207 | 10.95 | 9.85 |
| (c) | Central Government/ State Government(s) | - | - | - | - | - | - |
| (d) | Venture Capital Funds | - | - | - | - | - | - |
| (e) | Insurance Companies | 270,000 | - | - | 270,000 | 0.13 | 0.12 |
| (f) | Foreign Institutional Investors | 49,858,251 | - | - | 49,858,251 | 24.35 | 21.89 |
| (g) | Foreign Venture Capital Investors | - | - | - | - | - | - |
| (h) | Qualified Foreign Investor | - | - | - | - | - | - |
| (i) | Any Other (specify) | - | - | - | - | - | - |
| | Sub-Total (B)(1) | 73,137,658 | - | - | 73,137,658 | 35.72 | 32.11 |
| (2) | Non-institutions | | | | | | |
| (a) | Bodies Corporate | 14,449,281 | - | - | 14,449,281 | 7.06 | 6.34 |
| (b) | Individuals - | | | | | | |
| | i. Individual shareholders holding nominal share capital up to Rs. 1 lakh. | 15,288,413 | - | - | 15,288,413 | 7.47 | 6.71 |
| | ii. Individual shareholders holding nominal share capital in excess of Rs. 1 lakh. | 5,085,393 | - | - | 5,085,393 | 2.48 | 2.23 |
| (c) | Qualified Foreign Investor | - | - | - | - | - | - |
| (d) | Any Other (specify) | - | - | - | - | - | - |
| (di) | Overseas-Bodies Corporate | 7,503,832 | - | - | 7,503,832 | 3.66 | 3.29 |
| (dii) | Clearing Member | 1,944,691 | - | - | 1,944,691 | 0.95 | 0.85 |
| (diii) | Non-resident Indians | 794,886 | - | - | 794,886 | 0.39 | 0.35 |
| (div) | Hindu Undivided Family | 28,000 | - | - | 28,000 | 0.01 | 0.01 |
| (dv) | Trust | 53,400 | - | - | 53,400 | 0.03 | 0.02 |
| | Sub-Total (B)(2) | 45,147,896 | - | - | 45,147,896 | 22.05 | 19.82 |
| | Total Public Shareholding (B)= (B)(1)+(B)(2) | 118,285,554 | - | - | 118,285,554 | 57.77 | 51.93 |
| | TOTAL (A)+(B) | 204,755,035 | - | - | 204,755,035 | 100.00 | 89.89 |
| (C) | Shares held by Custodians and against which Depository Receipts have been issued | 23,026,000 | - | - | 23,026,000 | - | 10.11 |
| | GRAND TOTAL (A)+(B)+(C) | 227,781,035 | - | - | 227,781,035 | - | 100.00 |

